





- **Tuition-free**
- Serving **three counties** in RGV - Cameron, Hidalgo and Willacy (area of 3,643 sq. mi)
- **Seven campuses:**
 - 2 middle schools (grades 6-8)
 - 4 high schools (grades 9-12)
 - 1 virtual school (grades 6-12)
- **Open Enrollment:** Every student in tri-county area served has an opportunity to enroll (no selection or screening criteria).
- **Free bus transportation** offered to/from all campuses for all full-day and Half-Day Career & Technical Education Program students
- The **only magnet school district** in the state and possibly the nation

 /southtexasisd
 @southtexasisd
 https://www.youtube.com/user/mySTISD

 @southtexasisd
<https://www.stisd.net>

FINANCE

- School district funding is comprised of 3 revenue sources: local, state, and federal contributions.
 - **STISD is subject to the same state funding formula** as other districts, except other districts receive additional funds not available to STISD.
- The **funding estimate presented** by other school districts in the **media is incomplete.**

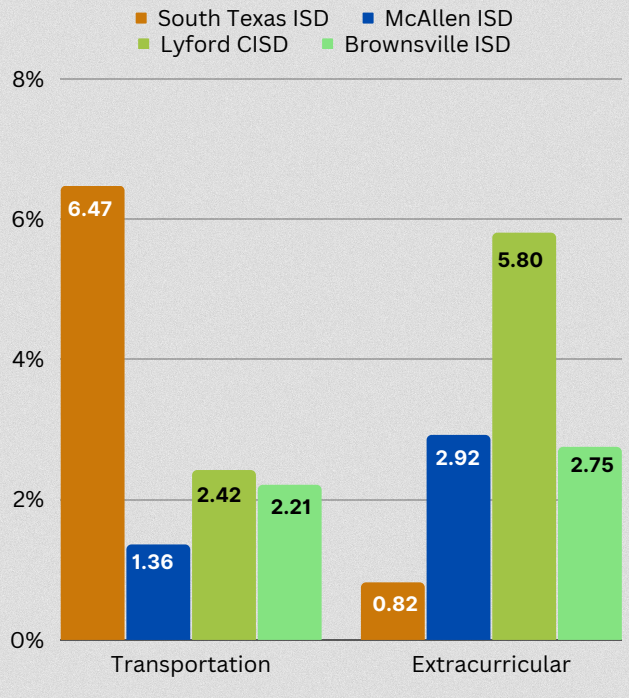
Data Source: <https://www.txschools.gov>

Once **all sources of revenue** are included, STISD is **not** the district in the region with the highest revenue per student.

Funding Priorities for STISD

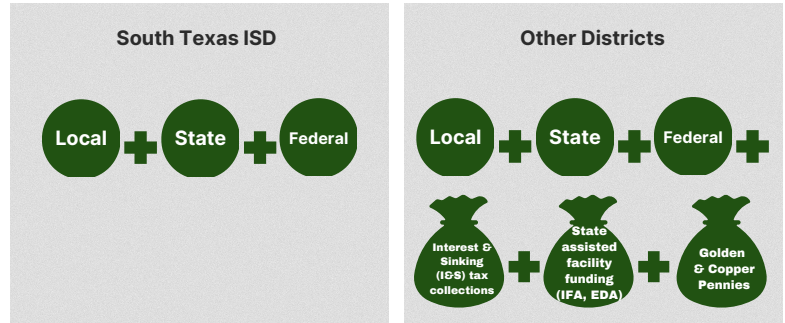
- **Academics are priority** for STISD's **financial resources.**
- STISD **does not allocate** exorbitant amounts of funding for **expenses not related to student performance** (i.e. athletics or extracurriculars).
- Tax revenue assists STISD with operating expenses to serve 3 counties, including transportation and programs.

Percentages of Total 2021 District Expenditures by Function



Data Source: 2021 Annual Financial Report, Functions 11-61

Revenue Sources: STISD vs. Other Districts



Teacher Pay

While we remain competitive, South Texas ISD is **not** the highest paying district in the Region One area.

	Starting Pay				Ending Pay			
Point Isabel ISD	51,850	Harlingen CISD	53,550	McAllen ISD	62,930	PSJA ISD	70,589	
Los Fresnos CISD	52,000	La Joya ISD	55,000	La Joya ISD	63,579	South Texas ISD	71,288	
McAllen ISD	52,150	PSJA ISD	55,425	Sharyland ISD	64,369	Los Fresnos CISD	72,000	
Sharyland ISD	52,600	Mission CISD	55,500	Harlingen CISD	65,000	Brownsville ISD	74,368	
Brownsville ISD	53,000	South Texas ISD	56,000	Weslaco ISD	67,350	Point Isabel ISD	77,600	
Weslaco ISD	53,500	Edinburg ISD	57,000	Mission CISD	69,120	Edinburg ISD	88,801	

Transparent Construction of Facilities

- STISD uses the "lease revenue bond" method to construct facilities, an option that can be used by all school districts.
- We publish public notices of the intent to secure and construct facilities in each of the 3 county newspapers.
- **Without availability of state funding assistance**, STISD uses property tax revenue to build, maintain, and renovate facilities.
 - STISD has no Interest & Sinking (I&S) ability, so all costs for facilities are budgeted in Maintenance & Operations (M&O).

Financial Performance

- Earned "Superior Achievement" Rating in Financial Integrity Rating System of Texas (FIRST) Report for 15 years or more
- Received the highest rating of an "unqualified" audit opinion for 15 years or more
- STISD carries a **fund balance to operate for 6 months** in the event of a disaster, and allocates funds for current and future needs in facility improvements, maintenance and construction, due to the lack of state support in these areas.

Athletics

- UIL and home school districts previously allowed STISD students to **participate in UIL athletics** through the home district, but over time, **home districts stopped allowing this for STISD students.**
- STISD students and families communicated an **interest in an athletic outlet**, so STISD **met the demand** of the student population by providing athletic programs via an **alternate avenue.**
- STISD's funding for Athletics/Related Activities spent within our region is at **<1% of our total budget**, as opposed to others who allocate more.

CAREER & TECHNICAL EDUCATION

Full 4-year CTE programs of study aligned with a state-approved industry-based certification (IBC)

- **No limit to participation:** Programs open to all interested students, with no selection criteria or program-specific requirements, unless required by the agency.
- Extended **CTE opportunities** for students in **7th & 8th grade** to begin with Principles courses from 16 programs of study out of the 20 (full 4-year) programs of study available across the district.
- Higher Education partnerships are aligned to STISD vocational and educational pathways.

16

STEM & Health Science certifications
not offered
in surrounding districts

STEM
Career Cluster

4

state-approved IBC's

Health Science
Career Cluster

11

state-approved IBC's



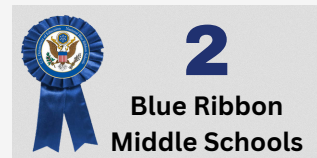
ACADEMICS

MAGNET SCHOOL

STISD campuses instill a passion for learning and growth with flexible and innovative curriculum centered around themes.

- **STEM:** Science Academy is a Project Lead the Way (PLTW) "model school" with Master teachers who train new PLTW teachers to teach specific courses.
- **Health Science:** STISD has offered health science opportunities since 1984, and has expanded certifications to 11 healthcare certifications to better serve the needs of our community.

STISD and its campuses consistently rank among the best in the state and nation in various polls.



STISD students historically perform above average in SAT & ACT

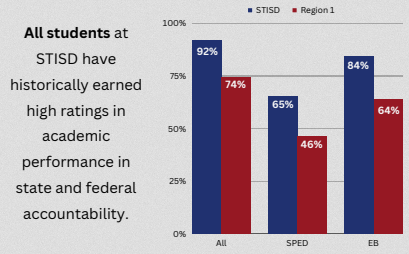
2022 SAT Average Scores

Nation	State	Region	STISD
1050	1002	953	1110


2022 ACT Average Scores

Nation	State	Region	STISD
19.8	20	18	23.1

2022 TEA Student Performance



All students at STISD have historically earned high ratings in academic performance in state and federal accountability.



STISD has historically earned an accountability rating of "A" with postsecondary readiness from TEA.

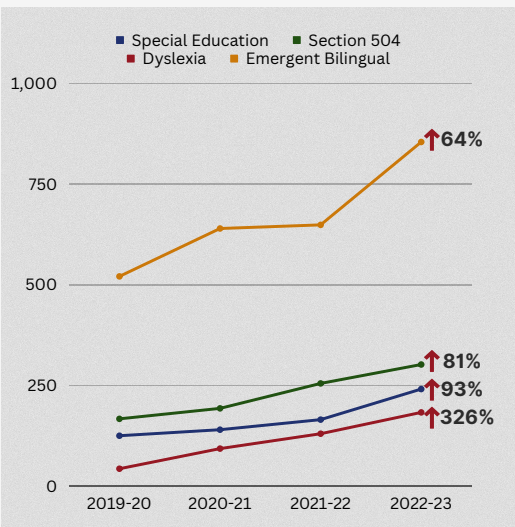
Component	Score	% of Grade
STAAR Performance	92	40%
College, Career and Military Readiness	97	40%
Graduation Rate	100	20%
Total		100%

#1 in RGV

#10 in State

SPECIAL PROGRAMS

SPECIAL PROGRAMS GROWTH



STISD's Special Populations enrollment has continued to increase.

HALF DAY PROGRAM [For students receiving special education services in Hidalgo, Cameron, and Willacy districts]

STISD's Half Day Program provides students with Industry Based Certifications (IBC) and other certifications to support their transition plan as developed by the ARD committee at their home district.

- **Students who earn an IBC help home districts!** Closing the Gaps component of their accountability ratings by showing they are CCMR ready.
- **Students who earn other certifications** may be considered to have **specific employability skills & self-help skills** (when graduation code of 55 is used) which in turn also **helps their home district and campus CCMR accountability ratings.**

All Half Day Program services are provided at **zero cost** to the home school district.



Special Education Indicator Survey

"School staff make me feel comfortable asking questions and expressing concerns."

State	STISD
88%	90%

"My child's school offers parents support or information if they need help understanding the curriculum being taught to their child."

State	STISD
83%	88%

Follow Us:



/southtexasisd



@southtexasisd



@southtexasisd



https://www.youtube.com/user/mySTISD